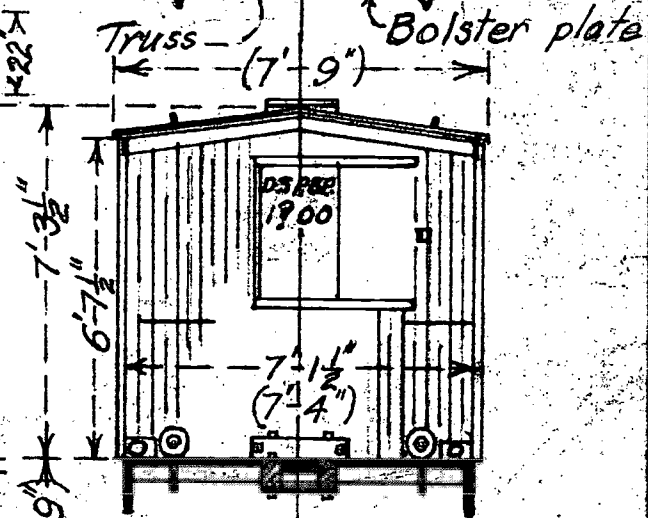
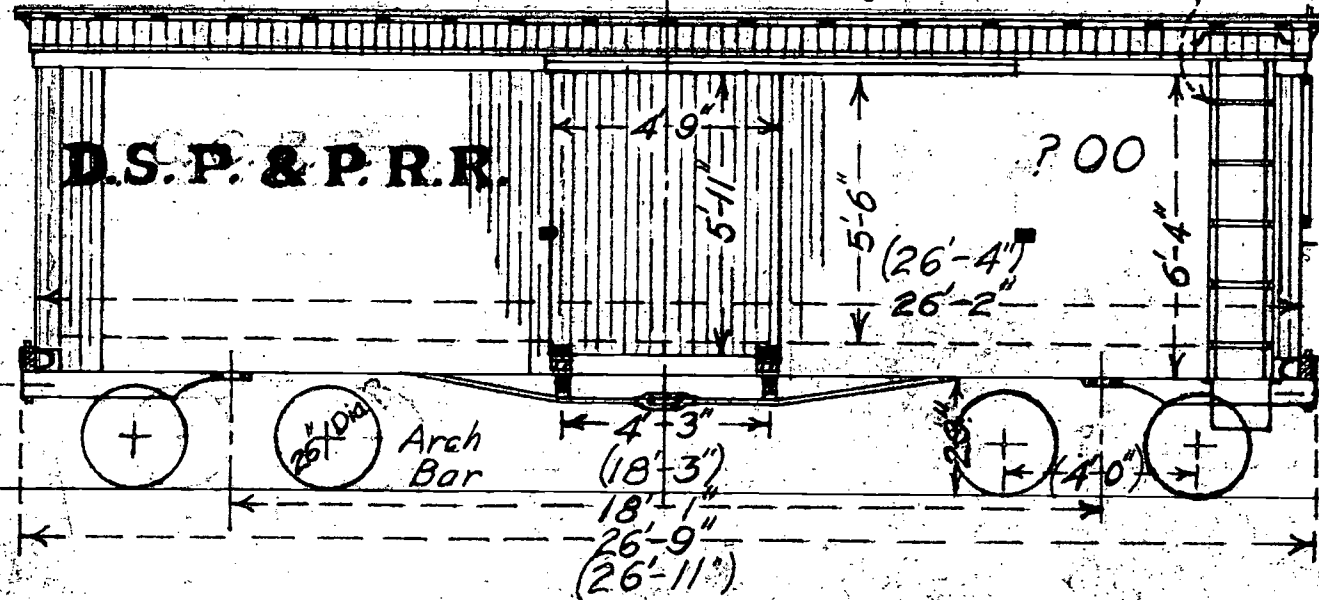
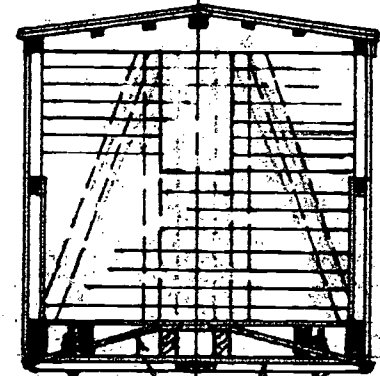
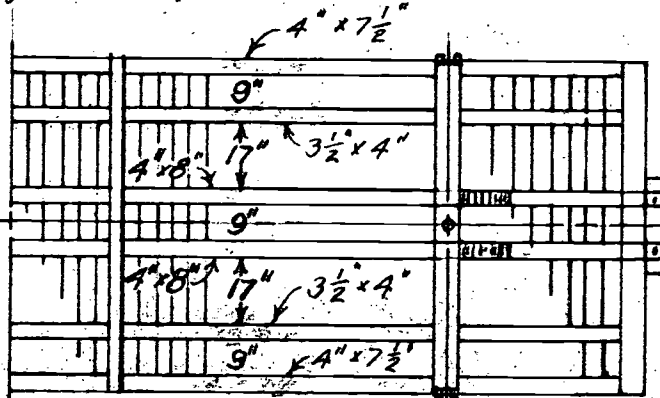


Denver South Park & Pacific ~~1885-1889~~
 Nos 500-699, 700, 800's to 1885 BOX CAR
 Union Pacific (Denver Leadville & Gunnison) Nos 24,082-24,275 (From 1891 Equip. Register)
 Colorado & Southern Nos 7,273 to 7,348 (From Folio Sheet) Dimensions in ()
 Capacity 24,000 lbs.; Lt. Wt. 16,100 lbs.; Cu. Ft. 1198 Trucks-U.P. Swing Beam

Scale $\frac{1}{4}'' = 1'$

Measurements taken from car body at Sunset, Colo. on D. B. & W line. While truck size and height of body from rail are not exactly known, dimensions will give std. coupler height and trucks.

Photos in "Switzerland Trail" show car to have been D.SP&P. 1891 Eq. Register lists no 26' cars for Colorado Central.



Re-Nr & Revised 10/14/62
 DSP-1A
 BABY GRANDE WESTERN
 BALSAM SHOPS
 Drawn: J.W.M.
 Wheat Ridge, Colo. 10/13/49